

# Advertise for ADPHONE

*Affiliate Partner Quick Guide*

## Earn Units/Money Easily ...Get Started Right Away

Follow this guide and you will learn how to easily advertise for ADPHONE and earn Units or real life money. We require no approval process and everyone can get started in just a few minutes.

### Show Graphical ADPHONE Ads

We have several graphical ads available (GIF or FLASH), that you can place on you website or blog.

### Create your own ADPHONE ads

All Affiliate partners has a personal ADPHONE link, which they are free to use for self made text and graphical ads. The link can also be included in email signatures, newsletter, offline articles etc.

### Great Commission

Every time we get a new user, and that new user is originated from an ad or a link by you, you will receive commission. Please see <http://www.adphone.com/download/affcommision.pdf> to find out how much commission you will receive.

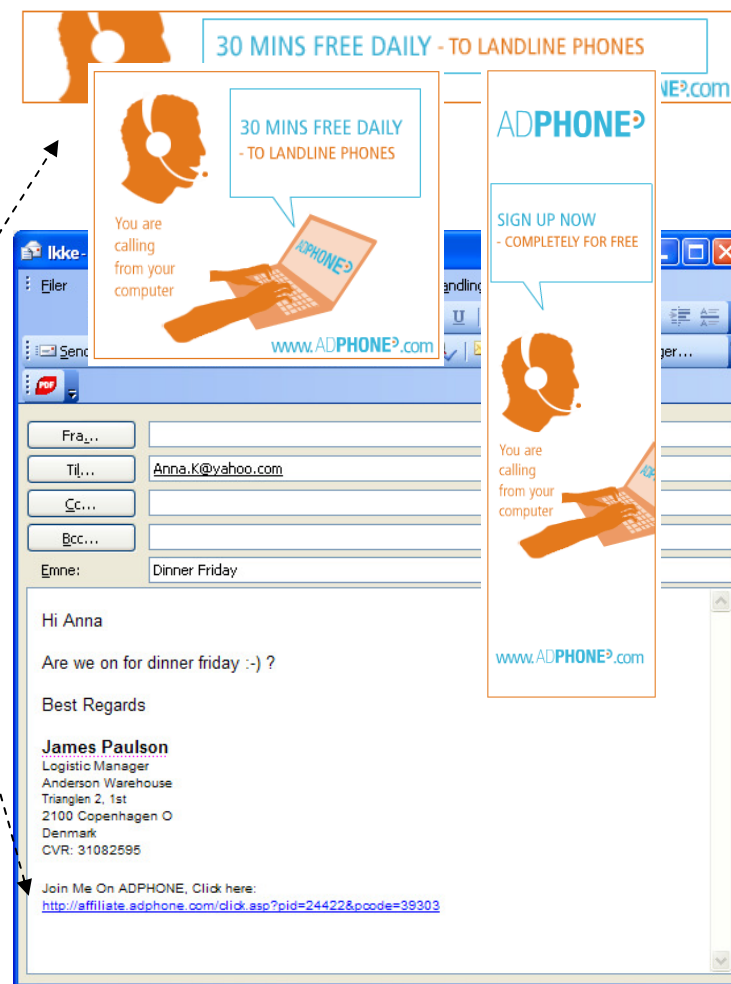
### Earn Units

You can choose to convert your commission to Units, and have them paid at least once per day. You can use the Units yourself for dialing with ADPHONE, or you can resell the Units to other users here:

[http://www.myadphone.com/Units\\_ShareUnits.aspx](http://www.myadphone.com/Units_ShareUnits.aspx)

### Earn Money

If you don't want Units, you can get paid with real money. Please read page 7 for details.



# Step 1 – Get Affiliate Login

*Affiliate Partner Quick Guide*

You need a login to the ADPHONE Affiliate Partner Program in order to advertise for ADPHONE. If you already have one, please skip this step and continue to step 2 of this guide.

If you don't have a login, you can create one for free here:

<http://www.adphone.com/affiliate.aspx>

Please complete these 5 fields and click 'Create Login'. Your login will be activated at once. You will not be able to use the Affiliate Partner Program, if we cannot reach you by email, so please be sure to provide an email address you have access to.

ADPHONE

HOW IT WORKS

## Affiliate Program

ADPHONE pays EUR 0.025 - 0.25 for each user our Affiliate Par your website, blog, email etc., and earn lots of money in no time for our Affiliate Partner program, and get started right away.

**Existing Partner:**

Login:

Password:

**Login**

**New Partner. Create Partner Login Here!**

Login:

Password:

Confirm Password:

Email:

Your Name:

**Create Login**

## Step 2 – Login to Affiliate Partner Site

*Affiliate Partner Quick Guide*

Once your login is created, you can login to our Affiliate Partner Site here:

<http://www.adphone.com/affiliate.aspx>

ADPHONE

HOW IT WORKS

### Affiliate Program

ADPHONE pays EUR 0.025 - 0.25 for each user our Affiliate Par your website, blog, email etc., and earn lots of money in no time for our Affiliate Partner program, and get started right away.

**Existing Partner:**

Login:

Password:

**Login**

**New Partner. Create Partner Login Here!**

Login:

Password:

Confirm Password:

Email:

Your Name:


**Create Login**

## Step 3 – Get Your Ads

*Affiliate Partner Quick Guide*

When you are logged in to the Affiliate Partner Site, you can maneuver in the menu here:

The ads you need are available under the 'Home' page.



**Your Scripting Code:**

Below are the script and URL's you need to place ads for ADPHONE on your website, blog, email etc. Please note that we will automatically display ads in either English, Spanish or Portuguese dependent on the users preferred browser language.

For 300\*250 Banner: ([Preview](#))

```
<iframe
src="http://affiliate.adphone.com/display.asp?
pid=24422&pcode=39303&imptype=1" width=300
height=250 frameborder=0 border=0 marginwidth=0
marginheight=0 scrolling=no></iframe>
```




For 468\*60 Banner: ([Preview](#))

```
<iframe
src="http://affiliate.adphone.com/display.asp?
pid=24422&pcode=39303&imptype=2" width=468
height=60 frameborder=0 border=0 marginwidth=0
marginheight=0 scrolling=no></iframe>
```



For 160\*600 Banner: ([Preview](#))

```
<iframe
src="http://affiliate.adphone.com/display.asp?
pid=24422&pcode=39303&imptype=4" width=160
height=600 frameborder=0 border=0 marginwidth=0
marginheight=0 scrolling=no></iframe>
```



The graphical ads are represented with HTML code. The HTML code under each ad can be copied to the source file of your web pages, or the editor of your blog, and the ads will be shown automatically.

Create your own link on websites, blogs, emails etc:

<http://affiliate.adphone.com/click.asp?pid=24422&pcode=39303>

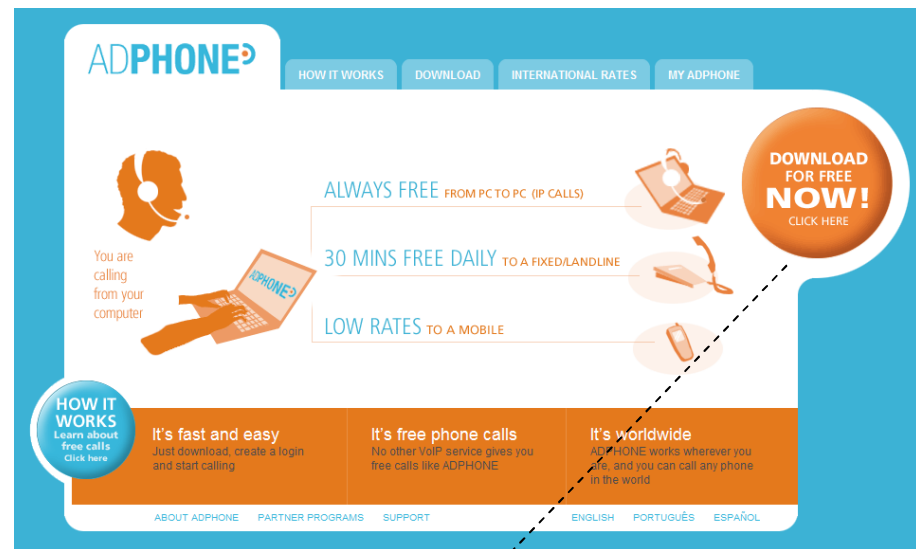
Your own personal link, which you are free to use in emails, newsletter etc, is here. Please be sure to use the full link.

## Step 4 – Users Signup

*Affiliate Partner Quick Guide*



When users click on either your graphical ads, or any link you have created yourself, we will register that the users PC, have visited ADPHONE because they clicked on your link.



If the user decides to download and create an ADPHONE account within 90 days of you referring his/her to our site, you will receive your commission\*

# Step 5 – See Your Stats

*Affiliate Partner Quick Guide*

Goto the **Home** Page on the Affiliate Partner Site  
 Here you will be able to see how many signups have come from your ads or links, earning etc.

For detailed stats please click here:

**Affiliate Program - Home**  
[Home](#) - [Edit Your Profile](#) - [Reports](#) - [Terms](#) - [Logout](#)  
 Hello James Paulsen

Signups:  
 Commission per Signup: [Click Here](#)  
 Total Earnings: 0 EURO  
 Current Balance: 0 EURO  
 Ad Impressions: 0  
 Ad Clicks: 0  
 Link Clicks: 0  
[Refresh Stats](#)

<b>Signups:</b>	The number of activated ADPHONE accounts which were created from your ads or links
<b>Commission Per Signup:</b>	Link to page with information on commission per user (differs per country)
<b>Total Earnings:</b>	How many EURO you have earned as Affiliate Partner
<b>Current Balance:</b>	How many unpaid EURO you have earned as affiliate partner. (See page 7 for payout options)
<b>Ad Impressions:</b>	How many times you have displayed a graphical ad.
<b>Ad Clicks:</b>	How many clicks you have had on the graphical ads you displayed
<b>Link Clicks:</b>	How many clicks you have had on your personal link

# Step 6 –How To Receive Your Commision

*Affiliate Partner Quick Guide*

Goto the **Edit Your Profile** Page on the Affiliate Partner Site

You can receive your commission as either ADPHONE Units or EURO. Please note that we do not payout EURO amounts of less than 50 EURO

**Get your commission as Units**

Please enter the login of your ADPHONE account here, and click save. We will then payout your entire outstanding balance 2 times per day. You do not need to do anything else, it will happen automatically within 24 hours, and you will be notified by email with each payout.

**Get your commission as EURO**

If you have more than 50 EURO available on your affiliate account balance, you can get the money transferred to a paypal account of your choice or to a SWIFT enabled bank anywhere in the world. Please provide either the Paypal account name or your complete bank information, and we will make the payment as soon as possible. If you have trouble receiving your payment, please contact [accounting@adphone.com](mailto:accounting@adphone.com)

ADPHONE

HOW IT WORKS DOWNLOAD INTERNATIONAL

**Edit your data below and click 'Save'**

[Home](#) - [Edit Your Profile](#) - [Reports](#) - [Terms](#) - [Logout](#)

Affiliate Program - Edit Your Profile

Login: JamesPaulsen

Name:

Email:

No Emails:

Please select withdrawal method:

PayPal Account Email:

ADPHONE User Account Login:

Bank Account SWIFT:  IBAN:

Comments:

**Save**

# Terms

## *Affiliate Partner Quick Guide*

- As an ADPHONE Affiliate Partner you are entitled to use the provided iFrame-scripts, Java-Scripts and URL's to advertise for the ADPHONE website.
- ADPHONE ApS has the right to close your account if fraud or cheating is detected, or if you use scripts and links in a manner which we find unsuited for ADPHONE.
- Every time a user referred by you, activates his/her new ADPHONE account (free of charge) you will be rewarded your commission.
- Only one commission per PC will be paid.
- If the same user is referred from numerous affiliate partners, only the first partner will be rewarded commission.
- When withdrawing to PayPal or bank account, we require that you withdraw at least EUR 50. Any eventual money transfer fees will be paid by you.
- When withdrawing to your ADPHONE Account as Units, no transfer fee will be applied and money will be converted at standard Unit rate (EUR 0.014 = 1 Unit).
- Commission will be paid per activated users ONLY from these countries. <http://www.adphone.com/download/affcommision.pdf>
- Commissions can change from day to day.